

BILLET FUEL LINE KITS

FUEL SYSTEM COMPONENTS

Earl's fuel kits are offered in Ano-Tuff™ MIL SPEC Type III hard anodizing (AT), for superior wear and corrosion resistance, and our traditional blue and red bright dip plating. Bowl fittings are contoured for maximum flow.




SINGLE INLET B-NUT DISASSEMBLY ANO-TUFF SWIVEL-SEAL™ - STAINLESS STEEL FUEL LINE

HOLLEY 4150/4150HP/REMAN
MODELS W/ 7/8-20 THREADS

SIZE

PART NO.



-6 AN

AT101185ERL

-8 AN

AT101285ERL

SINGLE INLET B-NUT DISASSEMBLY ANO-TUFF SWIVEL-SEAL - PRO-LITE 350™ FUEL LINE

HOLLEY 4150/4150HP/REMAN
MODELS W/ 7/8-20 THREADS

SIZE

PART NO.



-6 AN

AT101195ERL

-8 AN


AT101295ERL

DUAL INLET B-NUT DISASSEMBLY ANO-TUFF SWIVEL-SEAL - STAINLESS STEEL FUEL LINE

HOLLEY 4150/4150HP/REMAN
MODELS W/ 7/8-20 THREADS

SIZE

PART NO.



-6 AN

AT101186ERL

-8 AN

AT101286ERL

BILLET FUEL LINE KITS

FUEL SYSTEM COMPONENTS



DUAL INLET B-NUT DISASSEMBLY ANO-TUFF SWIVEL-SEAL™ - PRO-LITE 350™ FUEL LINE

HOLLEY 4150/4150HP/REMAN
MODELS W/ 7/8-20 THREADS

SIZE

PART NO.



9.5"

-6 AN

AT101196ERL

-8 AN

AT101296ERL



SINGLE INLET B-NUT DISASSEMBLY ANO-TUFF™ SWIVEL-SEAL™ - STAINLESS STEEL FUEL LINE

HOLLEY 4500 DOMINATORS®/REMAN
MODELS WITH 7/8-20 THREADS

SIZE

PART NO.



12"

-6 AN

AT102185ERL

-8 AN

AT102285ERL

SINGLE INLET B-NUT DISASSEMBLY ANO-TUFF™ SWIVEL-SEAL™ - PRO-LITE 350™ FUEL LINE

HOLLEY 4500 DOMINATORS®/REMAN
MODELS WITH 7/8-20 THREADS

SIZE

PART NO.



12"

-6 AN

AT102195ERL

-8 AN

AT102295ERL

BILLET FUEL LINE KITS

FUEL SYSTEM COMPONENTS



DUAL INLET B-NUT DISASSEMBLY ANO-TUFF™ SWIVEL-SEAL™ - STAINLESS STEEL FUEL LINE

HOLLEY 4500 DOMINATORS®/REMAN
MODELS WITH 7/8-20 THREADS

SIZE

PART NO.



-6 AN

AT102186ERL

-8 AN

AT102286ERL

DUAL INLET B-NUT DISASSEMBLY ANO-TUFF™ SWIVEL-SEAL™ - PRO-LITE 350™ FUEL LINE

HOLLEY 4500 DOMINATORS®/REMAN
MODELS WITH 7/8-20 THREADS

SIZE

PART NO.



-6 AN

AT102196ERL

-8 AN

AT102296ERL

UNIVERSAL SINGLE INLET BENT TUBE ANO-TUFF™ STAINLESS STEEL FUEL LINE

UNIVERSAL/REMAN FITS HOLLEY 4160, 4150 AND 4500 MODELS
WITH DUAL INLET BOWLS AND 7/8-20 THREADS

SIZE

PART NO.



3/8" NPT female inlet
tapped for 1/8" NPT
pressure gauge

AT105175ERL

BILLET FUEL LINE KITS

FUEL SYSTEM COMPONENTS

UNIVERSAL SINGLE INLET BENT TUBE ANO-TUFF PRO-LITE 350 FUEL LINE

UNIVERSAL/REMAN FITS HOLLEY 4160, 4150 AND 4500 MODELS WITH DUAL INLET BOWLS AND 7/8-20 THREADS

SIZE

PART NO.



3/8" NPT female inlet
tapped for 1/8" NPT
pressure gauge

AT105185ERL




SINGLE INLET BILLET SWIVEL-SEAL STAINLESS STEEL FUEL LINE

HOLLEY 4150/4150HP/REMAN MODELS W/ 7/8-20 THREADS

SIZE

PART NO.



-6 AN

101175ERL

-8 AN

101275ERL

9.5"

DUAL INLET BILLET SWIVEL-SEAL STAINLESS STEEL FUEL LINE

HOLLEY 4150/4150HP/REMAN MODELS W/ 7/8-20 THREADS

SIZE

PART NO.



-6 AN

101176ERL


-8 AN

101276ERL

9.5"

BILLET FUEL LINE KITS

FUEL SYSTEM COMPONENTS




SINGLE INLET BILLET SWIVEL-SEAL STAINLESS STEEL FUEL LINE

HOLLEY 4500 DOMINATORS®/REMAN
MODELS WITH 7/8-20 THREADS

SIZE

PART NO.



-8 AN

102275ERL


12"

DUAL INLET BILLET SWIVEL-SEAL STAINLESS STEEL FUEL LINE

HOLLEY 4500 DOMINATORS®/REMAN
MODELS WITH 7/8-20 THREADS

SIZE

PART NO.



-8 AN

102276ERL

12"



SINGLE INLET BENT TUBE STAINLESS STEEL FUEL LINE

HOLLEY 4150/4150HP/REMAN
MODELS W/ 7/8-20 THREADS

SIZE

PART NO.



3/8" NPT female inlet
tapped for 1/8" NPT
pressure gauge

103176ERL

9.5"

FUEL LINE REPLACEMENT HOSE ENDS & KITS

FUEL SYSTEM COMPONENTS

| | PART NO. | DESCRIPTION | REPLACEMENT FOR KIT(S) # |
|---|--------------|--|--|
|  | 849093LERL | -6 forged "L" w/ pinned 7/8-20 extension | 101175ERL, 101176ERL |
|  | 849393TERL | -6 forged "T" w/ pinned 7/8-20 extension | 101175ERL, 101176ERL |
|  | 849083LERL | -8 forged "L" w/ pinned 7/8-20 extension | 101275ERL, 101276ERL, 102275ERL, 102276ERL |
|  | 849383TERL | -8 forged "T" w/ pinned 7/8-20 extension | 101275ERL, 101276ERL, 102275ERL, 102276ERL |
|  | AT850206LERL | -6 forged "L" B-Nut/no extension | AT101185ERL, AT101186ERL, AT102185ERL, AT102186ERL |
|  | AT849406TERL | -6 forged "T" B-Nut/no extension | AT101185ERL, AT101186ERL, AT102185ERL, AT102186ERL |
|  | AT915393LERL | -6 forged B-Nut to 7/8-20 extension | AT101185ERL, AT101186ERL, AT102185ERL, AT102186ERL |
|  | AT850208LERL | -8 forged "L" B-Nut/no extension | AT101285ERL, AT101286ERL, AT102285ERL, AT102286ERL |

FUEL LINE REPLACEMENT HOSE ENDS & KITS

FUEL SYSTEM COMPONENTS

| PART NO. | DESCRIPTION | REPLACEMENT FOR KIT(S) # |
|---|--|--|
|  | AT849408TERL -8 forged "T" B-Nut/no extension | AT101285ERL, AT101286ERL, AT102285ERL, AT102286ERL |
|  | AT915383LERL -8 forged B-Nut to 7/8-20 extension | AT101285ERL, AT101286ERL, AT102285ERL, AT102286ERL |
|  | 103176LERL Push-on 90° tube 7/8-20 swivel | 103176ERL |
|  | 103176TERL 3/8 fem inlet to push-on to 90° tube 7/8-20 1/8" NPT for gauge | 103176ERL |
|  | AT105175LERL push-on 90° tube 7/8-20 swivel | AT105175ERL, AT105185ERL |
|  | AT105175TERL 3/8 fem. inlet to push-on to 90° tube 7/8-20 1/8" NPT for gauge | AT105175ERL, AT105185ERL |
|  | AT982484ERL -8AN male tee with -4AN male on run | |
|  | 982484ERL -8AN male tee with -4AN male on run | |

CARB SPECIALTY ADAPTERS

FUEL SYSTEM COMPONENTS

DIRECT TO CARBURETOR & FUEL PUMP HOSE ENDS



| 90° PART NO. | USE HOSE SIZE | USE HOSE SIZE | COMMON USAGE |
|--------------|---------------|---------------|--------------------------|
| 849091ERL | 12mm x 1.25 | 6 | Dellorto, Solex, Mikuni |
| 849092ERL | 12mm x 1.50 | 6 | Weber |
| 849093ERL | 7/8-20 | 6 | Holley/Reman Large Inlet |

SINGLE & DOUBLE BANJO HOSE ENDS



DOUBLE BANJO HOSE END
8079__ERL



SINGLE BANJO HOSE END
8076__ERL

Perfect for upgrading carburetion fuel systems. Includes banjo bolt and seals. For use with Perform-O-Flex™, Pro-Lite 350™ & Auto-Flex™ braided hose.

See chart

DOUBLE BANJO HOSE END (-6 HOSE SIZE)





| PART NO. | DESCRIPTION | APPLICATION |
|-----------|-------------|-------------------------|
| 807991ERL | 12mm x1.25 | Dellorto, Solex, Mikuni |
| 807992ERL | 12mm x1.5 | Weber |
| 807994ERL | 9/16-24 | Small Inlet Holley |
| 807995ERL | 1/2-20 | Fuel Pump |

SINGLE BANJO HOSE END (-6 HOSE SIZE)

| | | |
|-----------|------------|-------------------------|
| 807691ERL | 12mm x1.25 | Dellorto, Solex, Mikuni |
| 807692ERL | 12mm x1.5 | Weber |
| 807694ERL | 9/16-24 | Small Inlet Holley |
| 807695ERL | 1/2-20 | Fuel Pump |

NOTE: Swivel-seal™ hose ends may be used with Perform-O-Flex™, Pro-Lite 350™ & Auto-Flex™ hose.

REPLACEMENT BANJO BOLTS

| REPLACEMENT BOLTS | DESCRIPTION | FOR PART NO. |
|---|-------------|----------------------|
|  | 12mm x1.25 | 807991ERL, 807691ERL |
|  | 12mm x1.5 | 807992ERL, 807692ERL |
|  | 9/16-24 | 807994ERL, 807694ERL |
|  | 1/2-20 | 807995ERL, 807695ERL |

GAUGES & GAUGE ADAPTERS

FUEL SYSTEM COMPONENTS

FUEL PRESSURE GAUGE



Now you can know what your fuel pressure is in a glance with these easy to read 0-15 psi fuel pressure gauges.

| PART NO. | DESCRIPTION |
|-----------|--|
| 100195ERL | Fuel Pressure Gauge 1/8 NPT Male Thread |
| 100189ERL | Fuel Pressure Gauge 1/8 NPT Male Thread, OIL FILLED |

1 1/2" body diameter. 1/8" thread on back



PRESSURE GAUGE ADAPTERS

The ideal way to install a fuel pressure gauge (such as our 100195) is with an Earl's pressure gauge adapter. The selection below includes sizes to accommodate all popular fuel line sizes. Mounted or In-line adapters for either direct or remote mounted fuel pressure gauges



| PART NO. | DESCRIPTION |
|-----------|-----------------------------|
| 100188ERL | -3 Male with 1/8 NPT Female |



| PART NO. | DESCRIPTION |
|-----------|--|
| 100196ERL | -8 Male to -8 Male with 1/8 NPT in hex |



| PART NO. | DESCRIPTION |
|-----------|-----------------------------|
| 100190ERL | -6 Male with 1/8 NPT Female |



| PART NO. | DESCRIPTION |
|-----------|--|
| 100197ERL | -8 Male to 1/4 NPT with 1/8 NPT in hex |



| PART NO. | DESCRIPTION |
|-----------|-----------------------------|
| 100191ERL | -8 Male with 1/4 NPT Female |



| PART NO. | DESCRIPTION |
|-----------|--|
| 100198ERL | -8 Male to 3/8 NPT with 1/8 NPT in hex |



| PART NO. | DESCRIPTION |
|-----------|--|
| 100192ERL | -6 Male to -6 Male with 1/8 NPT in hex |



| PART NO. | DESCRIPTION |
|-----------|--|
| 100199ERL | -6 Male to -6 Female with 1/8 NPT in hex |



| PART NO. | DESCRIPTION |
|-----------|--|
| 100193ERL | -6 Male to 1/4 NPT with 1/8 NPT in hex |



| PART NO. | DESCRIPTION |
|-----------|--|
| 100200ERL | -8 Male to -8 Female with 1/8 NPT in hex |



| PART NO. | DESCRIPTION |
|-----------|--|
| 100194ERL | -6 Male to 3/8 NPT with 1/8 NPT in hex |



| PART NO. | DESCRIPTION |
|-----------|--|
| 100201ERL | -4 Male to -4 Female with 1/8 NPT in hex |

GAUGE ADAPTERS / FUEL & OIL FILTERS

FUEL SYSTEM COMPONENTS

GAUGE HEAD ADAPTERS



| STEEL PART NO. | ALUMINUM PART NO. | FTG. SIZE | DESCRIPTION |
|----------------|-------------------|-----------|--|
| 968604ERL | 998604ERL | 4 | Male to -4 AN to Female 1/8 NPT -90° |
| 968704ERL | 998704ERL | 4 | Male to -4 AN to Female 1/8 NPT Str. |
| 968603ERL | 998603ERL | 3 | Male -3 AN to Female 1/8- NPT Female 90° |
| 968703ERL | 998703ERL | 3 | Male -3 AN to Female 1/8- NPT Str. |

OIL PRESSURE ADAPTERS



| STEEL PART NO. | FTG. SIZE | DESCRIPTION |
|----------------|-----------|---|
| 968803ERL | 3 | Male to -3 AN to 1/8" NPT Male Extended |
| 968804ERL | 4 | Male to -4 AN to 1/8" NPT Male Extended |

SCREEN TYPE IN-LINE FUEL & OIL FILTERS

For use as "pre-" filters for fuel and oil systems. Easily disassembled for inspection and cleaning.



| FUEL FILTER PART NO. | OIL FILTER PART NO. | FITTINGS SIZE |
|-----------------------|------------------------|---------------|
| 230204ERL (85 micron) | 230304ERL (140 micron) | 4 |
| 230206ERL (85 micron) | 230306ERL (140 micron) | 6 |
| 230208ERL (85 micron) | 230308ERL (140 micron) | 8 |

| FUEL FILTER PART NO. | OIL FILTER PART NO. | FITTINGS SIZE |
|-----------------------|------------------------|---------------|
| 230210ERL (85 micron) | 230310ERL (140 micron) | 10 |

| FUEL FILTER PART NO. | OIL FILTER PART NO. | FITTINGS SIZE |
|-----------------------|------------------------|---------------|
| 230212ERL (85 micron) | 230312ERL (140 micron) | 12 |
| 230216ERL (85 micron) | 230316ERL (140 micron) | 16 |



FUEL SYSTEM COMPONENTS

IN-LINE FUEL FILTERS

Earl's In-line 35 Micron sintered bronze element fuel filter can be easily disassembled for inspection and cleaning. Available with size 6 or 8 AN, or hose barb end fittings for use with Earl's high performance fuel line and fittings. Aircraft quality aluminum body and fittings with a blue anodized finish. Sintered bronze filter element also sold separately. 4 to 5 GPM flow.



| PART NO. | DESCRIPTION |
|-----------|-----------------|
| 230103ERL | Barb 5/16"-3/8" |



| PART NO. | DESCRIPTION |
|-----------|-------------|
| 230106ERL | 6 AN Male |
| 230108ERL | 8 AN Male |



| PART NO. | DESCRIPTION |
|-----------|--------------|
| 230107ERL | Element Only |

SHUT-OFF VALVE

IDEAL FOR USE AS:

1. Emergency Fuel Shut Off Valve
 2. Anti-Theft Device
 3. Drain Valve
- 300 PSI Max



| Part No. | Inlet Thread Size | Outlet Thread Size | Overall Length of Body | Material of Body |
|----------|-------------------|--------------------|------------------------|------------------|
|----------|-------------------|--------------------|------------------------|------------------|

| | | | | |
|-----------|--------------|--------------|--------|---------------------|
| 230501ERL | 3/8 Fem. NPT | 3/8 Fem. NPT | 1-3/4" | Chrome Plated Brass |
|-----------|--------------|--------------|--------|---------------------|



| | | | | |
|-----------|--------------|----------------|--------|--------------------|
| 230502ERL | 3/8 Fem. NPT | -6 AN Bulkhead | 2-3/4" | Red Anodized Alum. |
|-----------|--------------|----------------|--------|--------------------|



| | | | | |
|-----------|--------------|----------------|--------|--------------------|
| 230503ERL | 3/8 Fem. NPT | -8 AN Bulkhead | 2-3/4" | Red Anodized Alum. |
|-----------|--------------|----------------|--------|--------------------|



| | | | | |
|-----------|--------------|--------------|--------|---------------------|
| 230504ERL | 1/2 Fem. NPT | 1/2 Fem. NPT | 2-1/4" | Chrome Plated Brass |
|-----------|--------------|--------------|--------|---------------------|



| | | | | |
|-----------|--------------|-----------------|--------|--------------------|
| 230505ERL | 1/2 Fem. NPT | -10 AN Bulkhead | 2-3/4" | Red Anodized Alum. |
|-----------|--------------|-----------------|--------|--------------------|

DISTRIBUTION BLOCKS & CHECK VALVES

FUEL SYSTEM COMPONENTS

DISTRIBUTION BLOCKS

TWO FULLY CNC MACHINED STYLES to choose from: Straight or "Y" for various applications. Straight unit features filter screen. Both feature 1/8 NPT outlet for fuel pressure gauge.

Blue Anodized /
Style A



| PART NO. | INLET THREAD SIZE | OUTLET THREAD SIZE | NO. OF OUTLETS |
|-----------|-------------------|--------------------|----------------|
| 100177ERL | 8 AN | 1/4 NPT | 4 |
| 100178ERL | 3/8 NPT | 1/4 NPT | 4 |
| 100180ERL | 3/8 NPT | 1/4 NPT | 2 |
| 100182ERL | 1/4 NPT | 1/4 NPT | 2 |

Bare Aluminum /
Style B Female Outlets



| | | | |
|-----------|---------|---------|---|
| 100176ERL | 10 AN | 10 AN | 2 |
| 100179ERL | 3/8 NPT | 1/4 NPT | 2 |
| 100183ERL | 1/2 NPT | 3/8 NPT | 2 |
| 100184ERL | 1/2 NPT | 1/2 NPT | 2 |

Bare Aluminum /
Style B Male Outlets



| | | | |
|-----------|---------|-----------|---|
| 100181ERL | 3/8 NPT | 6 AN Male | 2 |
|-----------|---------|-----------|---|

CHECK VALVES (ONE-WAY OR NON-RETURN VALVES)

THE SURPLUS UNITS were widely used in fuel systems for decades. However, the surplus synthetic rubber seals are not always compatible with current hydrocarbon fuels and/or additives. Earl's has redesigned the original surplus valves with modern elastomers which are not affected by most fuels and lubricants.



Same body for all fitting sizes

| Part No. | Fitting Size | Flapper Style (Red Anodized Aluminum) |
|-----------|--------------|--|
| 251004ERL | 4 | Reinforced Viton® with Aluminum Support 150 PSI Max .5 PSI to seal |
| 251006ERL | 6 | Reinforced Viton® with Aluminum Support 150 PSI Max .5 PSI to seal |
| 251008ERL | 8 | Reinforced Viton® with Aluminum Support 150 PSI Max .5 PSI to seal |
| 251010ERL | 10 | Reinforced Viton® with Aluminum Support 150 PSI Max .5 PSI to seal |

*400°F max

Viton® is a registered trademark of DuPont Performance Elastomers

CHECK VALVES, QUICK DISCONNECT, QDV REPAIR KITS

FUEL SYSTEM COMPONENTS

CHECK VALVES (ONE-WAY OR NON-RETURN VALVES)



| Part No. | Fitting Size | Flapper Style | clearcoat |
|-----------|--------------|----------------------------------|-----------|
| 253004ERL | -4 | All metal, Conventional Hinge | |
| 253006ERL | -6 | | |
| 253008ERL | -8 | | |
| 253010ERL | -10 | | |
| 253012ERL | -12 | | |

NOTE: Check Valve features & specifications pg. 121



| Part No. | Fitting Size | Flapper Size |
|-----------|--------------|----------------------------------|
| 253016ERL | -16 | All metal, Conventional hinge |

NOTE: Aircraft valve - limited to stock on hand

QUICK DISCONNECT FITTINGS

Earl's Quick Disconnect fittings allow instant disconnect and reconnect of fuel, lubricant, air and hydraulic lines with virtually no spillage. Flow restriction is minimal. Buna seals are compatible with most fuels and lubricants. Use Viton® fluoroelastomer seals for higher temperature and more severe applications.



| ALUMINUM W/ BUNA SEALS | ALUMINUM W/ VITON® SEALS | MALE FITTING SIZE | PRESSURE RATING | |
|------------------------|--------------------------|-------------------|-----------------|--------|
| | | | PSI | BAR |
| 240103ERL | 240303ERL | -3 | 2250 | 155.09 |
| 240104ERL | 240304ERL | -4 | 2250 | 155.09 |
| 240106ERL | 240306ERL | -6 | 2250 | 155.09 |
| 240108ERL | 240308ERL | -8 | 1750 | 120.65 |
| 240110ERL | 240310ERL | -10 | 1750 | 120.65 |
| 240112ERL | 240312ERL | -12 | 1750 | 120.65 |
| 240116ERL | 240316ERL | -16 | 1750 | 120.65 |

QDV REPAIR KITS



BUNA®



VITON®

| BUNA® REPAIR KIT | VITON® REPAIR KIT |
|------------------|-------------------|
| 241103ERL | 242103ERL |
| 241104ERL | 242104ERL |
| 241106ERL | 242106ERL |
| 241108ERL | 242108ERL |
| 241110ERL | 242110ERL |
| 241112ERL | 242112ERL |
| 241116ERL | 242116ERL |

Viton® is a registered trademark of DuPont Performance Elastomers

tech line: 310-609-1602

37