

PRO-LITE 350™ HOSE

USE WITH SWIVEL-SEAL™, AUTO-FIT™ OR AUTO-CRIMP™ HOSE ENDS

HOSE & HOSE ENDS



EARL'S PRO LITE 350™ HOSE IS ONE OF THE LIGHTEST AND MOST DURABLE HOSES AVAILABLE ON THE MARKET TODAY!



Serious racers and street performers can benefit from the light weight, durability and temperature characteristics of our Pro Lite 350™ hose. With a maximum pressure rating of 350 psi and an operating temperature range of -40° F to +300° F, the Pro Lite 350™ hose can take the most demanding conditions and still deliver you to the winners circle. Replacing the existing steel braided oil, fuel and coolant hoses on a typical circle track car can save you as much as 30 lbs!

Constructed in the USA, the Pro Lite 350™ hose has a tough, abrasion resistant Nylon sheathing, bonded to the textile inner braid embedded in the synthetic rubber liner. This gives the hose incredible flexibility while maintaining the ability to withstand high vacuum (27 inches/hg) and hot oil temperatures.

Pro Lite 350™ hose has been specifically designed to use EARL'S Swivel Seal™, Auto-Fit™ and Auto Crimp™ Hose ends exclusively. The use of other manufacturers hose ends is not recommended and may compromise the pressure capabilities and durability of the hose. Insist on the brands you trust, EARL'S Pro Lite 350™ hose and Swivel Seal™, Auto-Fit™ and Auto Crimp™ hose ends.

Inner support spring pg.105

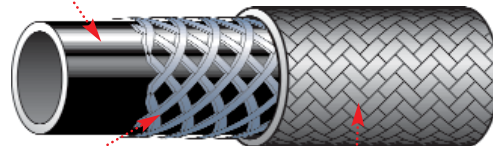
SIZE	TYPICAL APPLICATION
4	Small Oil & Fuel Lines, Pressure Gauges, Vacuum Lines
6	Carburetor, Fuel & Oil Lines
8	Water, Fuel & Oil Lines
10	Oil & Fuel Lines, Heater Hoses
12	Water, Fuel & Oil Lines, Heater Hoses
16	Water, Dry Sump & Fuel Lines, Heater Hoses
20	Fuel, Water & Radiator Lines

Hose Size AN	Hose I.D.		Hose O.D.		Max. Op. Press.		Min. Bend Radius		Max Vacuum	Bulk	3ft./0.9M	6ft./1.8M	10ft./3.0M	20ft./6.1	33ft./10.1	
	(in)	(mm)	(in)	(mm)	(PSI)	(Bar)	(in)	(mm)	(inHg)	(kPa)	P/N	P/N	P/N	P/N	P/N	
-4	0.22	5.59	0.44	11.18	350	24.13	2.0	50.8	27	91.43	350004ERL	350304ERL	350604ERL	351004ERL	352004ERL	353304ERL
-6	0.35	8.89	0.55	13.97	350	24.13	2.25	57.15	27	91.43	350006ERL	350306ERL	350606ERL	351006ERL	352006ERL	353306ERL
-8	0.44	11.18	0.65	16.51	350	24.13	3.5	88.9	27	91.43	350008ERL	350308ERL	350608ERL	351008ERL	352008ERL	353308ERL
-10	0.57	14.48	0.8	20.32	350	24.13	4.0	101.6	27	91.43	350010ERL	350310ERL	350610ERL	351010ERL	352010ERL	353310ERL
-12	0.69	17.53	0.94	23.88	350	24.13	4.5	114.3	27	91.43	350012ERL	350312ERL	350612ERL	351012ERL	352012ERL	353312ERL
-16	0.88	22.35	1.16	29.46	300	20.68	5.5	139.7	22	74.50	350016ERL	350316ERL	350616ERL	351016ERL	352016ERL	353316ERL
-20	1.12	28.45	1.44	36.58	250	17.23	8.0	203.2			350020ERL	350320ERL	350620ERL	351020ERL	352020ERL	353320ERL



In recent years various fuel manufacturers may have added any number of new unpublished additives to their blends. It is therefore very difficult to know how the tube compound used in the inner liner of our Pro-Lite 350 or any other brand of elastomeric hose will react with a specific fuel. Because of the unknowns described above, we are unable to guarantee that the below listed hoses are the best possible products to use with any specific fuel. If in doubt use teflon lined hose. Pro-Lite 350™ hose is not to be used with brake fluid.

The Inner Liner constructed from synthetic rubber tube, clean and fast flowing, provides constant flow at operating temperatures from -40° to +300 F.



Partial coverage textile inner braid is embedded outside inner liner.

Full Coverage Outer Braid of Nylon bonded to the hose liner provides 350 PSI maximum pressure capabilities, while maintaining the durability and flexibility that is responsible for the Pro-Lite 350™ hose.

EASIER TO CUT AND WORK WITH!

PERFORM-O-FLEX™ HOSE

USE WITH SWIVEL-SEAL™, AUTO-FIT™ OR
AUTO-CRIMP™ HOSE ENDS

HOSE & HOSE ENDS



SIZE TYPICAL APPLICATION

4	Small Oil & Fuel Lines, Pressure Gauges, Vacuum Lines
6	Carburetor, Fuel & Oil Lines
8	Water, Fuel & Oil Lines
10	Oil & Fuel Lines, Heater Hoses
12	Water, Fuel & Oil Lines, Heater Hoses
16	Water, Dry Sump & Fuel Lines, Heater Hoses
20	Fuel, Water & Radiator Lines
24	Water & Radiator Lines

NOTE: Earl's reserves the right to substitute hose of comparable or improved quality.

Earl's PERFORM-O-FLEX™ stainless braid-protected synthetic rubber hose is the premium quality racing hose depended on by the top racing teams of every professional sanctioning body in the world.

PERFORM-O-FLEX™ features an inner liner of synthetic rubber. A partial coverage protective sheath of stainless steel braid is embedded in the liner during manufacturing. The reinforced hose liner is then bonded to a full-coverage outer protective sheath of high tensile stainless steel wire braid. Yet Perform-O-Flex™, with its inner liner, remains flexible at temperatures between -40 and +300 degrees F. Racing Greats have depended on PERFORM-O-FLEX™ hose and SWIVEL-SEAL™ hose ends since 1972. Look for Earl's distinctive marker wire.


Perform-O-Flex™ hose is intended for use with Swivel-Seal™, Auto-Fit™ and Auto-Mate™ hose ends only. No other Earl's hose ends are intended for use with Perform-O-Flex™ hose. The use of other manufacturer's hose ends is not recommended.

If you are going to pay for the best—demand it. Insist on Earl's PERFORM-O-FLEX™ hose and SWIVEL-SEAL™ or AUTO-FIT™ hose ends.

Hose Size AN	Hose I.D. (in) (mm)		Hose O.D. (in) (mm)		Max. Op. Pressure (PSI)* (Bar)*		Min. Bend Radius (in) (mm)		Bulk P/N	3ft./0.9M P/N	6ft./1.8M P/N	10ft./3.0M P/N	20ft./6.1 P/N	33ft./10.1 P/N
-4	0.22	5.59	0.44	11.18	1500	103.40	2.0	50.8	400040ERL	413004ERL	416004ERL	410004ERL	420004ERL	433004ERL
-6	0.34	8.64	0.55	13.97	1500	103.40	2.25	57.15	400060ERL	413006ERL	416006ERL	410006ERL	420006ERL	433006ERL
-8	0.44	11.18	0.64	16.26	1500	103.40	3.5	88.9	400080ERL	413008ERL	416008ERL	410008ERL	420008ERL	433008ERL
-10	0.56	14.22	0.8	20.32	1250	86.16	4.0	101.6	400100ERL	413010ERL	416010ERL	410010ERL	420010ERL	433010ERL
-12	0.69	17.53	0.94	23.88	1000	68.93	4.5	114.3	400120ERL	413012ERL	416012ERL	410012ERL	420012ERL	433012ERL
-16	0.88	22.35	1.16	29.46	750	51.70	5.5	139.7	400160ERL	413016ERL	416016ERL	410016ERL	420016ERL	433016ERL
-20	1.12	28.45	1.44	36.58	500	34.47	8.0	203.2	400200ERL	413020ERL	416020ERL	410020ERL	420020ERL	
-24	1.38	35.05	1.7	43.18	250	17.23	9.0	228.6	400240ERL	413024ERL	416024ERL	410024ERL	420024ERL	

* When used with Auto-Fit™ or Swivel-Seal™ hose ends.

Partial Coverage Stainless Steel Inner Braid is woven into the inner liner of high-temperature synthetic rubber. The timing of the braiding and the curing of the rubber during construction are the key to achieving the desired flexibility and mechanical bond between the braiding layers. Beware of cheaper hoses that do not have this critical mechanical bond.



The Inner Liner constructed from synthetic rubber tube, clean and fast flowing, provides constant flow at operating temperatures from -40° to +300 F.

Full Coverage Outer Braid of High Tensile Stainless Steel bonded to the hose liner provides maximum pressure capabilities, while maintaining the beauty, and flexibility that is responsible for the popularity of PERFORM-O-FLEX™ hose.



In recent years various fuel manufacturers may have added any number of new unpublished additives to their blends. It is therefore very difficult to know how the tube compound used in the inner liner of our Super-stock, Auto Flex and Perform-O-Flex or any other brand of elastomeric hose will react with a specific fuel. Because of the unknowns described above, we are unable to guarantee that the below listed hoses are the best possible products to use with any specific fuel. If in doubt use teflon lined hose. Perform-O-Flex hose is not to be used with brake fluid.

AUTO-FLEX™ HOSE

USE WITH SWIVEL-SEAL™ AUTO-FIT™ OR
AUTO-CRIMP™ HOSE ENDS

HOSE & HOSE ENDS



A stainless braided hose at a price competitive with the imports. Earl's AUTO-FLEX™ HTE stainless braid- protected synthetic rubber hose is manufactured to our specifications in the U.S.A.

Earl's AUTO-FLEX™ HTE hose features a recommended temperature range and maximum operating pressure equal to our premium quality Perform-O-Flex hose...at a much better price. A partial coverage textile inner braid is imbedded in the HTE liner during manufacture. The hose is finished with a full coverage stainless steel braid which is bonded to the reinforced HTE liner. Continuous use temperature rating is -40 to + 300 degrees F.

Auto-Flex™ hose is intended for use with Swivel-Seal™, Auto-Fit™ and Auto-Mate™ hose ends only. No other Earl's hose ends are intended for use with Auto-Flex™ hose. The use of other manufacturers hose ends is not recommended.

SIZE	TYPICAL APPLICATION
3/4	Small Oil & Fuel Lines, Pressure Gauges, Vacuum Lines
5	Fuel & Vacuum Lines where Hose is Clamped
6	Carburetor, Fuel & Oil Lines
7	Fuel, Vacuum & Oil Lines
8/9	Water, Fuel & Oil Lines
10/11	Oil & Fuel Lines, Heater Hoses
12	Water, Oil Lines & Heater Hoses
14	Water Lines
16	Water, Oil Lines & Heater Hoses
18	Water Lines
28	Water & Radiator Lines
32	Water & Radiator Lines

NOTE: Earl's reserves the right to substitute hose of comparable or improved quality.

FOR USE WITH SWIVEL-SEAL™, AUTO-FIT™ OR AUTO-CRIMP™ HOSE ENDS

Hose Size AN	Hose I.D.		Hose O.D.		Max. Op. Pressure		Min. Bend Radius		Bulk P/N	3ft./0.9M P/N	6ft./1.8M P/N	10ft./3.0M P/N	20ft./6.1M P/N	33ft./10.1M P/N
	(in)	(mm)	(in)	(mm)	(PSI)*	(Bar)*	(in)	(mm)						
-4	0.22	5.59	0.44	11.18	1500	103.40	2.0	50.8	300004ERL	303004ERL	306004ERL	310004ERL	320004ERL	333004ERL
-6	0.34	8.64	0.55	13.97	1500	103.40	2.5	63.5	300006ERL	303006ERL	306006ERL	310006ERL	320006ERL	333006ERL
-8	0.44	11.18	0.64	16.26	1500	103.40	3.5	88.9	300008ERL	303008ERL	306008ERL	310008ERL	320008ERL	333008ERL
-10	0.56	14.22	0.80	20.32	1250	86.16	4.0	101.6	300010ERL	303010ERL	306010ERL	310010ERL	320010ERL	333010ERL
-12	0.69	17.53	0.94	23.88	1000	68.93	4.5	114.3	300012ERL	303012ERL	306012ERL	310012ERL	320012ERL	333012ERL
-16	0.88	22.35	1.16	29.46	750	51.70	5.5	139.7	300016ERL	303016ERL	306016ERL	310016ERL	320016ERL	333016ERL

FOR USE WITH EARL'S ECON-O-FIT™ OR HOSE CLAMPS ONLY - NO HOSE ENDS AVAILABLE


Hose Size AN	Hose I.D.		Hose O.D.		Max. Op. Pressure		Min. Bend Radius		Bulk P/N	3ft./0.9M P/N	6ft./1.8M P/N	10ft./3.0M P/N	20ft./6.1M P/N	33ft./10.1M P/N
	(in)	(mm)	(in)	(mm)	(PSI)*	(Bar)*	(in)	(mm)						
-3	0.16	4.06	0.38	9.65	***	***	2.0	50.8	300003ERL	303003ERL	306003ERL	310003ERL	320003ERL	-
-5	0.25	6.35	0.50	12.70	***	***	2.0	50.8	300005ERL	303005ERL	306005ERL	310005ERL	320005ERL	-
-7	0.38	9.65	0.63	16.00	***	***	3.0	76.2	300007ERL	303007ERL	306007ERL	310007ERL	320007ERL	-
-9	0.50	12.70	0.72	18.29	***	***	3.5	88.9	300009ERL	303009ERL	306009ERL	310009ERL	320009ERL	-
-11	0.63	16.00	0.88	22.35	***	***	4.0	101.6	300011ERL	303011ERL	306011ERL	310011ERL	320011ERL	-
-14	0.75	19.05	1.00	25.40	***	***	5.0	127	300014ERL	303014ERL	306014ERL	310014ERL	320014ERL	-
-18	1.00	25.40	1.31	33.27	***	***	7.0	177.8	300018ERL	303018ERL	306018ERL	310018ERL	320018ERL	-
-28	1.50	38.10	1.84	46.74	***	***	11.0	279.4	300280ERL	303028ERL	306028ERL	310028ERL	320028ERL	-
-32	1.75	44.45	2.13	54.10	***	***	12.5	317.5	300320ERL	303032ERL	306032ERL	310032ERL	320032ERL	-

* When used with Swivel-Seal, Auto-Fit or Auto-Crimp hose ends.
*** Limiting pressure will be hose clamp



In recent years various fuel manufacturers may have added any number of new unpublished additives to their blends. It is therefore very difficult to know how the tube compound used in the inner liner of our Super-stock, Auto Flex and Perform-O-Flex or any other brand of elastomeric hose will react with a specific fuel. Because of the unknowns described above, we are unable to guarantee that the below listed hoses are the best possible products to use with any specific fuel. If in doubt use teflon lined hose. Auto-Flex hose is not to be used with brake fluid.

Partial Coverage Textile Inner Braid is woven into the inner liner of Temprel high-temperature synthetic rubber. The timing of the braiding and the curing of the rubber during construction are the key to achieving the desired flexibility and mechanical bond between the braiding layers. Beware of cheap hoses that do not have this critical mechanical bond.



The Inner Liner constructed from Temprel synthetic rubber tube, clean and fast flowing, provides constant flow at operating temperatures from -40° to +300 F.

Full Coverage Outer Braid of High Tensile Stainless Steel bonded to the hose liner provides maximum pressure capabilities, while maintaining the beauty, and flexibility that is responsible for the popularity of AUTO-FLEX™ hose.

ULTRA-FLEX 650™ HOSE

HOSE & HOSE ENDS

NEW!



The packaging envelopes of the modern racing car become tighter each year - leaving less room for auxiliaries such as plumbing. At the same time it becomes more and more difficult to get the cars down to minimum weight. Earl's Ultra-Flex 650™ hose solves these issues. Earl's finest and lightest hose combines a woven Ultra-light Kevlar™ braid with a smooth bore Teflon™ tubing for increased flow and convoluted outside for incredible flexibility. It also has significantly higher flow and pressure ratings than conventional convoluted Teflon® hose. Ultra-Flex 650™ is 60% lighter than our stainless braid-protected synthetic rubber hose, and 15% lighter than our Pro-Lite 350™ hose. You have spent a lot of time, energy and money on your race engine and you should bring the life sustaining fluid to it with the best hose on the market today - Earl's Ultra-Flex 650™.

Temp. Rating: -94° F to 500° F / -70° C to 260° C

Hose Size AN	Hose I.D.		Hose O.D.		Max. Op. Pressure		Min. Bend Radius		Bulk P/N
	(in)	(mm)	(in)	(mm)	(PSI)*	(Bar)*	(in)	(mm)	
-4	.270	6.8	.378	9.6	1320	90	.75	19	650004ERL
-6	.394	10.0	.512	13.0	1180	80	.787	20	650006ERL
-8	.536	13.6	.650	16.5	1030	70	1.496	38	650008ERL
-10	.658	16.7	.819	20.8	955	65	1.772	45	650010ERL
-12	.780	19.8	.961	24.4	880	60	1.969	50	650012ERL
-16	1.0039	26.4	1.272	32.3	740	50	2.756	70	650016ERL

Crimper & Accessories pg. 9,10

Crimping Instructions on pg. 118,119



Ultra-Flex 650™ hose is intended for use with Ultra-Flex hose ends only. No other Earl's hose ends are intended for use with this hose. The use of other manufacturers hose ends is not recommended and may compromise the pressure capabilities and durability of the hose.

ULTRA-FLEX™ HOSE ENDS

SHORT NUT

HOSE & HOSE ENDS

Ultra-Flex Hose ends have been developed by Earl's to be used with our Ultra-Flex 650™ hose. The crimp design offers our lightest alternative in plumbing a race engine. The Mil Spec Type III hard anodizing also is impregnated with Teflon® to significantly reduce friction of the fluids running through the line assemblies. The advantages of the smooth bore teflon hose no longer ends at the hose end, but continues through the entire assembly!



NEW!



PART NO. STRAIGHT	HOSE END SIZE	USE HOSE SIZE	ADAPTER SIZE
650104ERL	4	4	4
650106ERL	6	6	6
650108ERL	8	8	8
650110ERL	10	10	10
650112ERL	12	12	12
650116ERL	16	16	16



PART NO. 90° LOW PROFILE	HOSE END SIZE	USE HOSE SIZE	ADAPTER SIZE
659004ERL	4	4	4
659006ERL	6	6	6
659008ERL	8	8	8
659010ERL	10	10	10
659012ERL	12	12	12
659016ERL	16	16	16



PART NO. 30°	HOSE END SIZE	USE HOSE SIZE	ADAPTER SIZE
653004ERL	4	4	4
653006ERL	6	6	6
653008ERL	8	8	8
653010ERL	10	10	10
653012ERL	12	12	12
653016ERL	16	16	16



PART NO. 90° TUBE	HOSE END SIZE	USE HOSE SIZE	ADAPTER SIZE
659104ERL	4	4	4
659106ERL	6	6	6
659108ERL	8	8	8
659110ERL	10	10	10
659112ERL	12	12	12
659116ERL	16	16	16



PART NO. 45° LOW PROFILE	HOSE END SIZE	USE HOSE SIZE	ADAPTER SIZE
654504ERL	4	4	4
654506ERL	6	6	6
654508ERL	8	8	8
654510ERL	10	10	10
654512ERL	12	12	12
654516ERL	16	16	16



PART NO. 120° TUBE	HOSE END SIZE	USE HOSE SIZE	ADAPTER SIZE
652004ERL	4	4	4
652006ERL	6	6	6
652008ERL	8	8	8
652010ERL	10	10	10
652012ERL	12	12	12
652016ERL	16	16	16



PART NO. 45° TUBE	HOSE END SIZE	USE HOSE SIZE	ADAPTER SIZE
654604ERL	4	4	4
654606ERL	6	6	6
654608ERL	8	8	8
654610ERL	10	10	10
654612ERL	12	12	12
654616ERL	16	16	16



PART NO. 150° TUBE	HOSE END SIZE	USE HOSE SIZE	ADAPTER SIZE
655004ERL	4	4	4
655006ERL	6	6	6
655008ERL	8	8	8
655010ERL	10	10	10
655012ERL	12	12	12
655016ERL	16	16	16



PART NO. 60° TUBE	HOSE END SIZE	USE HOSE SIZE	ADAPTER SIZE
656004ERL	4	4	4
656006ERL	6	6	6
656008ERL	8	8	8
656010ERL	10	10	10
656012ERL	12	12	12
656016ERL	16	16	16



PART NO. 180° TUBE	HOSE END SIZE	USE HOSE SIZE	ADAPTER SIZE
658004ERL	4	4	4
658006ERL	6	6	6
658008ERL	8	8	8
658010ERL	10	10	10
658012ERL	12	12	12
658016ERL	16	16	16

NOTE: Collars included with hose ends

Crimper & Accessories pg. 9,10

Crimping Instructions on pg. 118,119

NOTE: 65 Series have a short nut

ULTRA-FLEX™ HOSE ENDS

STANDARD NUT

HOSE & HOSE ENDS



Ultra-Flex Hose ends have been developed by Earl's to be used with our Ultra-Flex 650™ hose. The crimp design offers our lightest alternative in plumbing a race engine. The Mil Spec Type III hard anodizing also is impregnated with Teflon® to significantly reduce friction of the fluids running through the line assemblies. The advantages of the smooth bore teflon hose no longer ends at the hose end, but continues through the entire assembly!



PART NO. STRAIGHT	HOSE END SIZE	USE HOSE SIZE	ADAPTER SIZE
670104ERL	4	4	4
670106ERL	6	6	6
670108ERL	8	8	8
670110ERL	10	10	10
670112ERL	12	12	12
670116ERL	16	16	16



PART NO. 30°	HOSE END SIZE	USE HOSE SIZE	ADAPTER SIZE
673004ERL	4	4	4
673006ERL	6	6	6
673008ERL	8	8	8
673010ERL	10	10	10
673012ERL	12	12	12
673016ERL	16	16	16



PART NO. 45° LOW PROFILE	HOSE END SIZE	USE HOSE SIZE	ADAPTER SIZE
674504ERL	4	4	4
674506ERL	6	6	6
674508ERL	8	8	8
654510ERL	10	10	10
674512ERL	12	12	12
674516ERL	16	16	16



PART NO. 45° TUBE	HOSE END SIZE	USE HOSE SIZE	ADAPTER SIZE
674604ERL	4	4	4
674606ERL	6	6	6
674608ERL	8	8	8
674610ERL	10	10	10
674612ERL	12	12	12
674616ERL	16	16	16



PART NO. 60° TUBE	HOSE END SIZE	USE HOSE SIZE	ADAPTER SIZE
676004ERL	4	4	4
676006ERL	6	6	6
676008ERL	8	8	8
676010ERL	10	10	10
676012ERL	12	12	12
676016ERL	16	16	16



PART NO. 90° LOW PROFILE	HOSE END SIZE	USE HOSE SIZE	ADAPTER SIZE
679004ERL	4	4	4
679006ERL	6	6	6
679008ERL	8	8	8
679010ERL	10	10	10
679012ERL	12	12	12
679016ERL	16	16	16



PART NO. 90° TUBE	HOSE END SIZE	USE HOSE SIZE	ADAPTER SIZE
679104ERL	4	4	4
679106ERL	6	6	6
679108ERL	8	8	8
679110ERL	10	10	10
679112ERL	12	12	12
679116ERL	16	16	16



PART NO. 120° TUBE	HOSE END SIZE	USE HOSE SIZE	ADAPTER SIZE
672004ERL	4	4	4
672006ERL	6	6	6
672008ERL	8	8	8
672010ERL	10	10	10
672012ERL	12	12	12
672016ERL	16	16	16



PART NO. 150° TUBE	HOSE END SIZE	USE HOSE SIZE	ADAPTER SIZE
675004ERL	4	4	4
675006ERL	6	6	6
675008ERL	8	8	8
675010ERL	10	10	10
675012ERL	12	12	12
675016ERL	16	16	16



PART NO. 180° TUBE	HOSE END SIZE	USE HOSE SIZE	ADAPTER SIZE
678004ERL	4	4	4
678006ERL	6	6	6
678008ERL	8	8	8
678010ERL	10	10	10
678012ERL	12	12	12
678016ERL	16	16	16

NOTE: Collars included with hose ends

NOTE: 67 Series have a standard length nut and are recommended for most racing applications.

Crimper & Accessories pg. 9,10
Crimping Instructions on pg. 118,119

tech line: 310-609-1602

ULTRA-FLEX™ QD HOSE ENDS

Manufactured to be used with Earl's new Ultra-Flex 650™ hose, Earl's QD hose ends are made to reduce time, space and weight issues in certain racing situations. These hose ends are threadless and the male and female designs are manufactured for smooth and effortless installations every time. They are coupled by a threadless clamshell closure that is manufactured by the leader in the industry – Adel Wiggins. Earl's QD hose ends are plated with the same Mil-Spec III hard anodizing and our exclusive Teflon® impregnation for a great reduction in the fluid flow friction. Our male ends also come with plasma coated nitrile o-rings installed for longer life.

NEW!



Male

PART NO. STRAIGHT	HOSE END SIZE	USE HOSE SIZE	ADAPTER SIZE
670408ERL	8	8	8
670410ERL	10	10	10
670412ERL	12	12	12

PART NO. 30°	HOSE END SIZE	USE HOSE SIZE	ADAPTER SIZE
674308ERL	8	8	8
674310ERL	10	10	10
674312ERL	12	12	12

PART NO. 90°	HOSE END SIZE	USE HOSE SIZE	ADAPTER SIZE
678808ERL	8	8	8
678810ERL	10	10	10
678812ERL	12	12	12

Female

PART NO. STRAIGHT	HOSE END SIZE	USE HOSE SIZE	ADAPTER SIZE
670508ERL	8	8	8
670510ERL	10	10	10
670512ERL	12	12	12

PART NO. 30°	HOSE END SIZE	USE HOSE SIZE	ADAPTER SIZE
674408ERL	8	8	8
674410ERL	10	10	10
674412ERL	12	12	12

PART NO. 90°	HOSE END SIZE	USE HOSE SIZE	ADAPTER SIZE
678908ERL	8	8	8
678910ERL	10	10	10
678912ERL	12	12	12

Straight (male)



45° (male)



90° (male)



Straight (female)



45° (female)



90° (female)



Crimper & Accessories pg. 9,10

HAND HELD HOSE CUTTER

Stop wasting time and material with jagged or angled cuts on your hose assemblies. This hose cutter puts precision accuracy in the palm of your hand. The special v-block ensures a straight clean cut every time. This hand held cutter will cut Earl's Super Stock™, Pro-Lite 350™ and even our new Ultra-Flex 650™ Kevlar hose. This tool weighs only 12 oz. and the best part is that the blade is dual functioning. When one edge becomes dull simply rotate the blade and you have a fresh blade ready for hundreds of cuts.



D022ERL

REPLACEMENT HOSE CUTTER BLADE

Earl's also carries a 5 blade (10 with rotation) replacement set.



D023ERL

REPLACEMENT CRIMP COLLARS

PART NO.	HOSE END SIZE	PART NO.	HOSE END SIZE
698043ERL	-4	698103ERL	-10
698063ERL	-6	698123ERL	-12
698083ERL	-8	698163ERL	-16



CRIMPING ACCESSORIES

Earl's offers a full line of crimping accessories and an exclusively built mobile crimper for assembling all of our Ultra-Flex 650™ hose and Ultra-Flex™ hose ends. A complete set of dies covering all sizes -4 through -16, die ring, optional air over oil pump for direct air source, and a custom mounting plate are available. The perfect lasting investment for all of your Ultra-Flex assembly needs.

- Crimper has a cast aluminum body that weighs only 42 lbs!
- Manual pump (provided) or optional air over oil pump for direct air source.
- Full cycle time of 20 seconds to 3 minutes depending on what hose end or size of the hose is used.
- 10,000 PSI crimp force on the collar.
- Completely mobile.
- All parts designed exclusively for Earl's for the Ultra-Flex line.

NEW!

PART #	DESCRIPTION
D032ERL	Ultra-Flex crimping machine
D03200ERL	D032 Mounting Plate
D03201ERL	D032 Crimper Die Ring
D03202ERL	D032 Air over Oil Pump
D03204ERL	-4 Ultra-Flex die set
D03206ERL	-6 Ultra-Flex die set
D03208ERL	-8 Ultra-Flex die set
D03210ERL	-10 Ultra-Flex die set
D03212ERL	-12 Ultra-Flex die set
D03216ERL	-16 Ultra-Flex die set



D032ERL
Ultra-Flex crimping machine



D032_ ERL
Ultra-Flex die set

D03201ERL
D032 Crimper Die Ring



D03202ERL
D032 Air over Oil Pump

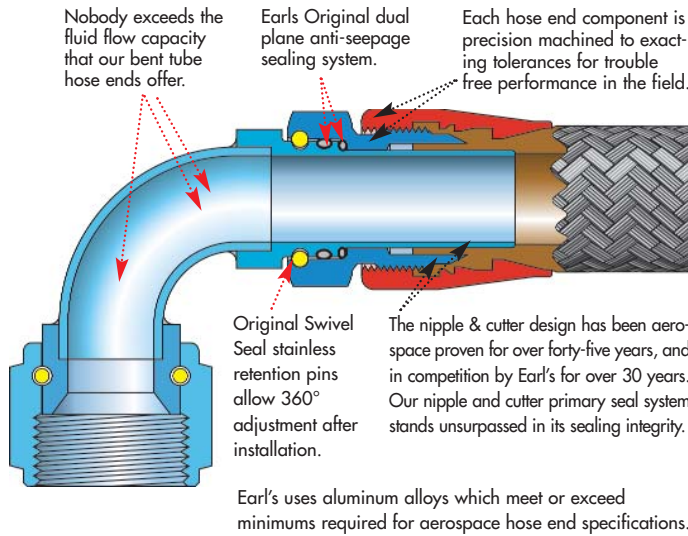


D03200ERL
D032 Mounting Plate

Crimping Instructions on pg. 118,119

SWIVEL-SEAL™ HOSE ENDS

HOSE & HOSE ENDS



Our Premium Hose End for rubber lined hose. Earl's invented the Swivel Seal™ Hose End in 1972 and it is still the most reliable and most widely sold swivel on the market.

Assembly instructions can be found on pg. 114

Hose end specifications can be found on pg. 130

Replacement sockets can be found on pg. 19



SWIVEL-SEAL hose ends are designed to be used with Earl's PERFORM-O-FLEX™, PRO-LITE 350™ and AUTO-FLEX™ braid-protected hose. Not intended for use on any other Earl's hose. Use with other manufacturers' hose is not recommended.

PART NO. STRAIGHT	HOSE END SIZE	USE HOSE SIZE	ADAPTER SIZE
800106ERL	6	6	6
800108ERL	8	8	8
800110ERL	10	10	10
800112ERL	12	12	12
800116ERL	16	16	16

STRAIGHT
8001__ERL



PART NO. 30° TUBE	HOSE END SIZE	USE HOSE SIZE	ADAPTER SIZE
803106ERL	6	6	6
803108ERL	8	8	8
803110ERL	10	10	10
803112ERL	12	12	12
803116ERL	16	16	16

30° TUBE
8031__ERL



PART NO. 45° LOW PROFILE	HOSE END SIZE	USE HOSE SIZE	ADAPTER SIZE
804506ERL	6	6	6
804508ERL	8	8	8
804510ERL	10	10	10
804512ERL	12	12	12
804516ERL	16	16	16

45° LOW PROFILE
8045__ERL



PART NO. 45° TUBE	HOSE END SIZE	USE HOSE SIZE	ADAPTER SIZE
804606ERL	6	6	6
804608ERL	8	8	8
804610ERL	10	10	10
804612ERL	12	12	12
804616ERL	16	16	16

45° TUBE
8046__ERL



SWIVEL-SEAL™ HOSE ENDS

HOSE & HOSE ENDS



60° TUBE
8061__ERL

PART NO. 60° TUBE	HOSE END SIZE	USE HOSE SIZE	ADAPTER SIZE
806106ERL	6	6	6
806108ERL	8	8	8
806110ERL	10	10	10
806112ERL	12	12	12
806116ERL	16	16	16



90° LOW PROFILE
8090__ERL

PART NO. 90° LOW PROFILE	HOSE END SIZE	USE HOSE SIZE	ADAPTER SIZE
809006ERL	6	6	6
809008ERL	8	8	8
809010ERL	10	10	10
809012ERL	12	12	12
809016ERL	16	16	16



90° TUBE
8091__ERL

PART NO. 90° TUBE	HOSE END SIZE	USE HOSE SIZE	ADAPTER SIZE
809106ERL	6	6	6
809108ERL	8	8	8
809110ERL	10	10	10
809112ERL	12	12	12
809116ERL	16	16	16



120° TUBE
8120__ERL

PART NO. 120° TUBE	HOSE END SIZE	USE HOSE SIZE	ADAPTER SIZE
812006ERL	6	6	6
812008ERL	8	8	8
812010ERL	10	10	10
812012ERL	12	12	12
812016ERL	16	16	16



150° TUBE
8150__ERL

PART NO. 150° TUBE	HOSE END SIZE	USE HOSE SIZE	ADAPTER SIZE
815006ERL	6	6	6
815008ERL	8	8	8
815010ERL	10	10	10
815012ERL	12	12	12
815016ERL	16	16	16



180° TUBE
8180__ERL

PART NO. 180° TUBE	HOSE END SIZE	USE HOSE SIZE	ADAPTER SIZE
818006ERL	6	6	6
818008ERL	8	8	8
818010ERL	10	10	10
818012ERL	12	12	12
818016ERL	16	16	16

SWIVEL-SEAL™ HOSE ENDS

DIRECT CONNECT

HOSE & HOSE ENDS

THIS UNIQUE LINE of hose ends has been developed to allow the hose end to be threaded directly into a female port without the bulk and complication of an adapter fitting. In all cases the coupler can be rotated independently of the hose end, this allows the coupler to be threaded into the part while the hose and hose end are held stationary. Both step-up and step-down coupler sizes are available as listed below.



MALE PIPE THREADS

MALE THREAD SIZE	USE HOSE SIZE	STRAIGHT PART NO.	45° PART NO.	90° PART NO.
1/8 NPT	6	820162ERL	824562ERL	829062ERL
1/4 NPT	6	820106ERL	824506ERL	829006ERL
3/8 NPT	6	820166ERL	824566ERL	829066ERL
3/8 NPT	8	820108ERL	824508ERL	829008ERL
1/2 NPT	8	820188ERL	824588ERL	829088ERL
3/8 NPT	10	820111ERL	824511ERL	829011ERL
1/2 NPT	10	820110ERL	824510ERL	829010ERL
1/2 NPT	12	820113ERL	824513ERL	829013ERL
3/4 NPT	12	820112ERL	824512ERL	829012ERL



MALE A.N. THREADS

MALE THREAD SIZE (AN)	USE HOSE SIZE	STRAIGHT PART NO. (FLARE / "O" RING)	45° PART NO. ("O" RING ONLY)	90° PART NO. ("O" RING ONLY)
7/16-20 (AN-4)	6	—	844564ERL	849064ERL
1/2-20 (AN-5)	6	—	844565ERL	849065ERL
9/16-18 (AN-6)	6	840106ERL	844506ERL	849006ERL
3/4-16 (AN-8)	6	—	844568ERL	849068ERL
9/16-18 (AN-6)	8	—	844586ERL	849086ERL
3/4-16 (AN-8)	8	840108ERL	844508ERL	849008ERL
7/8-14 (AN-10)	8	—	844581ERL	849081ERL
3/4-16 (AN-8)	10	—	844509ERL	849009ERL
7/8-14 (AN-10)	10	840110ERL	844510ERL	849010ERL
1 1/16-12 (AN-12)	10	—	844511ERL	849011ERL
7/8-14 (AN-10)	12	—	844513ERL	849013ERL
1 1/16-12 (AN-12)	12	840112ERL	844512ERL	849012ERL

Replacement O-rings pg.98

ANO-TUFF™ SWIVEL-SEAL HOSE ENDS

HOSE & HOSE ENDS

ANO-TUFF™ HARD ANODIZED ALUMINUM!

EARL'S uses Mil Spec Type III hard anodizing to add superior wear and corrosion resistance to their aluminum. Ideal for use with alcohol fuel and marine environments. Also helps to extend hose end life by reducing thread wear.

EARL'S Ano-Tuff™ Swivel-Seal™ hose ends are offered in a distinctive black hard anodized finish.



SWIVEL-SEAL™ hose ends are designed to be used with Earl's PERFORM-O-FLEX™, AUTO-FLEX™ & PRO-LITE 350™ braid-protected hose. Not intended for use on any other Earl's hose. Use with other manufacturers' hose is not recommended.

HOSE END SIZE	USE HOSE SIZE	ADAPTER SIZE	TYPICAL APPLICATION
6	6	6	Fuel Lines
8	8	8	Remote Oil Filter Lines
10	10	10	Dry, Sump, Remote Oil Filter Lines
12	12	12	Dry, Sump, Remote Oil Filter Lines
16	16	16	Dry, Sump & Oil Lines, Radiator Hose



STRAIGHT
AT8001__ERL

PART NO.	HOSE END SIZE	USE HOSE SIZE	ADAPTER SIZE
AT800106ERL	6	6	6
AT800108ERL	8	8	8
AT800110ERL	10	10	10
AT800112ERL	12	12	12
AT800116ERL	16	16	16



30° TUBE
AT8030__ERL

PART NO.	HOSE END SIZE	USE HOSE SIZE	ADAPTER SIZE
AT803006ERL	6	6	6
AT803008ERL	8	8	8
AT803010ERL	10	10	10
AT803012ERL	12	12	12
AT803016ERL	16	16	16



45° LOW PROFILE
AT8045__ERL

PART NO.	HOSE END SIZE	USE HOSE SIZE	ADAPTER SIZE
AT804506ERL	6	6	6
AT804508ERL	8	8	8
AT804510ERL	10	10	10
AT804512ERL	12	12	12
AT804516ERL	16	16	16



45° TUBE
AT8046__ERL

PART NO.	HOSE END SIZE	USE HOSE SIZE	ADAPTER SIZE
AT804606ERL	6	6	6
AT804608ERL	8	8	8
AT804610ERL	10	10	10
AT804612ERL	12	12	12
AT804616ERL	16	16	16



60° TUBE
AT8060__ERL

PART NO.	HOSE END SIZE	USE HOSE SIZE	ADAPTER SIZE
AT806006ERL	6	6	6
AT806008ERL	8	8	8
AT806010ERL	10	10	10
AT806012ERL	12	12	12
AT806016ERL	16	16	16

ANO-TUFF™ SWIVEL SEAL HOSE ENDS

HOSE & HOSE ENDS



90° LOW PROFILE
AT8090__ERL

PART NO.	HOSE END SIZE	USE HOSE SIZE	ADAPTER SIZE
AT809006ERL	6	6	6
AT809008ERL	8	8	8
AT809010ERL	10	10	10
AT809012ERL	12	12	12
AT809016ERL	16	16	16



90° TUBE
AT8091__ERL

Part NO.	Hose End Size	Use Hose Size	Adapter Size
AT809106ERL	6	6	6
AT809108ERL	8	8	8
AT809110ERL	10	10	10
AT809112ERL	12	12	12
AT809116ERL	16	16	16



120° TUBE
AT8120__ERL

Part NO.	Hose End Size	Use Hose Size	Adapter Size
AT812006ERL	6	6	6
AT812008ERL	8	8	8
AT812010ERL	10	10	10
AT812012ERL	12	12	12
AT812016ERL	16	16	16



150° TUBE
AT8150__ERL

Part NO.	Hose End Size	Use Hose Size	Adapter Size
AT815006ERL	6	6	6
AT815008ERL	8	8	8
AT815010ERL	10	10	10
AT815012ERL	12	12	12
AT815016ERL	16	16	16



180° TUBE
AT8180__ERL

Part NO.	Hose End Size	Use Hose Size	Adapter Size
AT818006ERL	6	6	6
AT818008ERL	8	8	8
AT818010ERL	10	10	10
AT818012ERL	12	12	12
AT818016ERL	16	16	16

See pg. 46-50 for AT Adapters

Assembly instructions can be found on pg. 114

tech line: 310-609-1602

AUTO-FIT™ HOSE ENDS

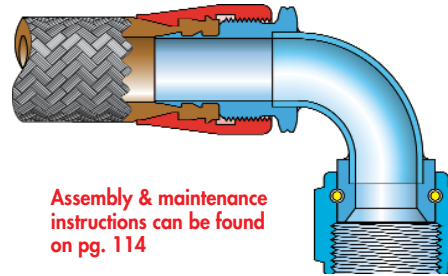
HOSE & HOSE ENDS

Earl's Auto-Fit™ design provides the reliability and appearance of Swivel-Seal™ but are easier to assemble and less expensive.

With the conventional single nipple hose end design used by some of our competitors, the nipple actually threads into the hose and is retained by the socket. The thread forms a part of the seal—and a possible spiral leak path.

The Auto-Fit™ nipple is barbed rather than threaded. In assembly the nipple is pushed into rather than threaded into the hose. The hose is compressed between the nipple and the socket, sealing at the barbs. Hose retention is positive (the same as SWIVEL-SEAL™) and there is no spiral path for possible leaks.

Auto-Fit™ hose ends are available in aluminum, steel and stainless steel. The lightweight aluminum hose ends are suitable for most applications. Steel Auto-Fit™ hose ends should be used when increased physical strength and/or where resistance to alcohol fuels is required. The stainless units offer maximum corrosion and temperature resistance and are recommended for marine or chemical use and for exotic fuels.



Assembly & maintenance instructions can be found on pg. 114

Hose end specifications can be found on pg. 124

Replacement sockets can be found on pg. 19

Size	Typical Application
4	Fuel Lines, Fuel and Oil Pressure Gauges
6	Fuel Lines
8	Fuel, Remote Oil I Filter Lines
10	Dry Sump, Remote Oil Filter Lines
12	Dry Sump, Remote Oil Filter Lines
16	Dry Sump & Water Lines
20	Water Lines
24	Water Lines



SWIVEL-SEAL hose ends are designed to be used with Earl's PERFORM-O-FLEX™, PRO-LITE 350™ and AUTO-FLEX™ braid-protected hose. Not intended for use on any other Earl's hose. Use with other manufacturers' hose is not recommended.

STRAIGHT FITTINGS



HOSE END SIZE	USE HOSE SIZE	ADAPTER SIZE	ALUMINUM	STEEL	STAINLESS
			PART #	PART #	PART #
4	4	4	300104ERL	400104ERL	490104ERL
6	6	6	300106ERL	400106ERL	490106ERL
8	8	8	300108ERL	400108ERL	490108ERL
10	10	10	300110ERL	-	490110ERL
12	12	12	300112ERL	-	490112ERL*
16	16	16	300116ERL	-	490116ERL*
20	20	20	300120ERL	-	490120ERL*
24	24	24	300124ERL	-	490124ERL*

45° BENT TUBE FITTINGS



HOSE END SIZE	USE HOSE SIZE	ADAPTER SIZE	ALUMINUM	STEEL	STAINLESS
			PART #	PART #	PART #
4	4	4	304604ERL	404604ERL	494604ERL
6	6	6	304606ERL	404606ERL	494606ERL
8	8	8	304608ERL	404608ERL	494608ERL
10	10	10	304610ERL	-	494610ERL
12	12	12	304612ERL	-	494612ERL*
16	16	16	304616ERL	-	494616ERL*
20	20	20	304620ERL	-	494620ERL*
24	24	24	304624ERL	-	494624ERL*

* Available on a Special Order basis only.

HOSE & HOSE ENDS

90° BENT TUBE FITTINGS



HOSE END SIZE	USE HOSE SIZE	ADAPTER SIZE	ALUMINUM PART #	STEEL PART #	STAINLESS PART #
4	4	4	309104ERL	409104ERL	499104ERL
6	6	6	309106ERL	409106ERL	499106ERL
8	8	8	309108ERL	409108ERL	499108ERL
10	10	10	309110ERL	-	499110ERL
12	12	12	309112ERL	-	499112ERL*
16	16	16	309116ERL	-	499116ERL*
20	20	20	309120ERL	-	499120ERL*
24	24	24	309124ERL	-	499124ERL*

120° BENT TUBE FITTINGS



HOSE END SIZE	USE HOSE SIZE	ADAPTER SIZE	ALUMINUM PART #	STEEL PART #	STAINLESS PART #
4	4	4	312004ERL	412004ERL	492004ERL
6	6	6	312006ERL	412006ERL	492006ERL
8	8	8	312008ERL	-	492008ERL
10	10	10	312010ERL	-	492010ERL
12	12	12	312012ERL	-	492012ERL*
16	16	16	312016ERL	-	492016ERL*
20	20	20	312020ERL*	-	492020ERL*
24	24	24	312024ERL*	-	492024ERL*

150° BENT TUBE FITTINGS



HOSE END SIZE	USE HOSE SIZE	ADAPTER SIZE	ALUMINUM PART #	STEEL PART #	STAINLESS PART #
4	4	4	315004ERL	415004ERL	495004ERL
6	6	6	315006ERL	415006ERL	495006ERL
8	8	8	315008ERL	-	495008ERL
10	10	10	315010ERL	-	495010ERL
12	12	12	315012ERL	-	495012ERL*
16	16	16	315016ERL	-	495016ERL*
20	20	20	315020ERL*	-	495020ERL*
24	24	24	315024ERL*	-	495024ERL*

180° BENT TUBE FITTINGS



HOSE END SIZE	USE HOSE SIZE	ADAPTER SIZE	ALUMINUM PART #	STEEL PART #	STAINLESS PART #
4	4	4	318004ERL	418004ERL	498004ERL
6	6	6	318006ERL	418006ERL	498006ERL
8	8	8	318008ERL	-	498008ERL
10	10	10	318010ERL	-	498010ERL
12	12	12	318012ERL	-	498012ERL*
16	16	16	318016ERL	-	498016ERL*
20	20	20	318020ERL*	-	498020ERL*
24	24	24	318024ERL*	-	498024ERL*

* Available on a Special Order basis only.

AUTO-FIT™ HOSE ENDS

UNANODIZED

HOSE & HOSE ENDS

Put away the oven and wheel cleaners for good! Earl's "UP" (unanodized - polished) Auto-Fit™ hose ends are tumble polished without anodizing so you can plate them any color you want to complete that custom plumbing system. You could also have them clear coated to keep that natural look of polished aluminum. We have replaced the stainless retaining pin in the female B-nut with an aluminum pin so you do not have to disassemble the nut from the body before plating. "UP" hose ends and adapters are the solution to that finishing touch to a custom system.



Auto-Fit hose ends are designed to be used with Perform-O-Flex™ & Auto-Flex™ hose. They are not recommended for use with any other manufacturers' hose. Before purchasing a single-nipple hose end that merely "looks good", check the pressure ratings of Auto-Fit™ hose ends when used with Perform-O-Flex™ and Auto-Flex™ hose.

NOTE: Unanodized hose ends and adapters must be clear coated or anodized before assembly.

STRAIGHT (unanodized)
UP3001__ERL



UNANODIZED PART NO.	HOSE END SIZE	USE HOSE SIZE	ADAPTER SIZE
UP300104ERL	4	4	4
UP300106ERL	6	6	6
UP300108ERL	8	8	8
UP300110ERL	10	10	10
UP300112ERL	12	12	12
UP300116ERL	16	16	16

45° (unanodized)
UP3046__ERL



UNANODIZED PART NO.	HOSE END SIZE	USE HOSE SIZE	ADAPTER SIZE
UP304604ERL	4	4	4
UP304606ERL	6	6	6
UP304608ERL	8	8	8
UP304610ERL	10	10	10
UP304612ERL	12	12	12
UP304616ERL	16	16	16

90° (unanodized)
UP3091__ERL



UNANODIZED PART NO.	HOSE END SIZE	USE HOSE SIZE	ADAPTER SIZE
UP309104ERL	4	4	4
UP309106ERL	6	6	6
UP309108ERL	8	8	8
UP309110ERL	10	10	10
UP309112ERL	12	12	12
UP309116ERL	16	16	16

120° (unanodized)
UP3120__ERL



UNANODIZED PART NO.	HOSE END SIZE	USE HOSE SIZE	ADAPTER SIZE
UP312004ERL	4	4	4
UP312006ERL	6	6	6
UP312008ERL	8	8	8
UP312010ERL	10	10	10
UP312012ERL	12	12	12
UP312016ERL	16	16	16

150° (unanodized)
UP3150__ERL



UNANODIZED PART NO.	HOSE END SIZE	USE HOSE SIZE	ADAPTER SIZE
UP315004ERL	4	4	4
UP315006ERL	6	6	6
UP315008ERL	8	8	8
UP315010ERL	10	10	10
UP315012ERL	12	12	12
UP315016ERL	16	16	16

180° (unanodized)
UP3180__ERL



UNANODIZED PART NO.	HOSE END SIZE	USE HOSE SIZE	ADAPTER SIZE
UP318004ERL	4	4	4
UP318006ERL	6	6	6
UP318008ERL	8	8	8
UP318010ERL	10	10	10
UP318012ERL	12	12	12
UP318016ERL	16	16	16

See pg. 51 for UP Adapters

AUTO-FIT™ HOSE ENDS

HOSE & HOSE ENDS

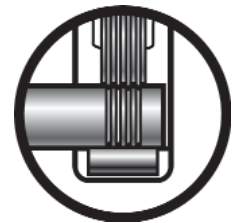
Direct Connect Auto-Fit™ hose ends eliminate the need for an adapter by threading directly into an NPT port.



Part No.	Size
320104ERL	-4 Hose to 1/8 NPT
320144ERL	-4 Hose to 1/4 NPT
320162ERL	-6 Hose to 1/8 NPT
320106ERL	-6 Hose to 1/4 NPT
320166ERL	-6 Hose to 3/8 NPT
320107ERL	-8 Hose to 1/4 NPT
320108ERL	-8 Hose to 3/8 NPT
320188ERL	-8 Hose to 1/2 NPT
320111ERL	-10 Hose to 3/8 NPT
320110ERL	-10 Hose to 1/2 NPT
320112ERL	-12 Hose to 3/4 NPT
320113ERL	-12 Hose to 1/2 NPT

TUBE-MATE AUTO-FIT™

IT IS OFTEN NECESSARY to connect a length of rigid metal tubing to a flexible stainless braid protected hose. The only methods available have been either to flare the tubing and use a connection tube nut and sleeve or to weld an adapter fitting to the metal tubing. Earl's TUBE-MATE is a unique fitting designed to connect flexible hoses to low pressure tubing (25 PSI max) without the necessity for welded adapters. **NOTE:** tubing should be flared, beaded or grooved for secure installation. See Plumbing Accessories pg. 101 for part #006 grooving wheel.



See page 43 for higher pressure options
Assembly instructions pg. 117

PART #	HOSE SIZE AN	TUBING O.D.		MAX. OPERATING PRESSURE	
		(IN)	(MM)	(PSI)	(BAR)
360104ERL	-4	0.25	6.35	25	1.72
360165ERL	-6	0.31	7.87	25	1.72
360106ERL	-6	0.38	9.65	25	1.72
360108ERL	-8	0.5	12.70	25	1.72
360110ERL	-10	0.63	16.00	25	1.72
360112ERL	-12	0.75	19.05	25	1.72

REPLACEMENT RUBBER BOOTS



Part No.	Description
360104BERL	Replacement rubber boot for Tube-Mate #360104ERL
360165BERL	Replacement rubber boot for Tube-Mate #360165ERL
360106BERL	Replacement rubber boot for Tube-Mate #360106ERL
360108BERL	Replacement rubber boot for Tube-Mate #360108ERL
360110BERL	Replacement rubber boot for Tube-Mate #360110ERL
360112BERL	Replacement rubber boot for Tube-Mate #360112ERL

SWIVEL-SEAL™ & AUTO-FIT™ REPLACEMENT SOCKETS

When you need to reuse a hose end and the sockets are damaged or worn, you can now order replacement sockets!



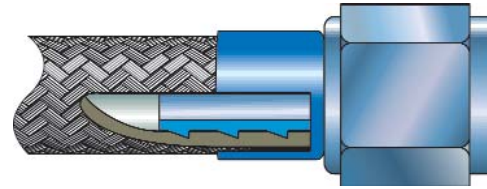
Hose Size	-4	-6	-8	-10	-12	-16	-20	-24
Replacement Sockets	898043ERL	898063ERL	898083ERL	898103ERL	898123ERL	898163ERL	898203ERL	898243ERL

AUTO-MATE™ & AUTO-CRIMP™ HOSE ENDS

HOSE & HOSE ENDS

The original and still the best barbed aluminum nipple, cover and clamp hose ends. AUTO-MATE is intended for use with either AUTO-FLEX™, PERFORM-O-FLEX™ stainless steel braid protected hose or PRO LITE 350™ hoses anywhere that reliable and professional plumbing is required at an economical price.

When combined with Pro-Lite 350™ hose. You have an assembly that is half the weight of traditional stainless steel braid and removable hose ends. Earl's offers the crimping sleeves (see below) and a crimping tool to allow field assembly of these attractive, cost effective and light-weight fittings. See page 100 for crimping tool details. Can also be used with Econ-O-Fit™ clamps.



AUTO-MATE™ hose ends are designed for use with stainless steel braid-protected hose & Pro-Lite 350™. They cannot be used with Earl's SUPER STOCK™ hose. Auto-Mate™ needs either Econ-O-Fit™ or crimped Auto-Crimp™ collar to function.

Assembly instructions can be found on pg. 115 & 117

Straight
7001__ERL



PART NO.	HOSE END SIZE	ADAPTER SIZE	HOSE SIZE
700104ERL	4	4	4
700106ERL	6	6	6
700108ERL	8	8	8
700110ERL	10	10	10
700112ERL	12	12	12
700116ERL	16	16	16

45°
7046__ERL



PART NO.	HOSE END SIZE	ADAPTER SIZE	HOSE SIZE
704604ERL	4	4	4
704606ERL	6	6	6
704608ERL	8	8	8
704610ERL	10	10	10
704612ERL	12	12	12
704616ERL	16	16	16

90°
7091__ERL



PART NO.	HOSE END SIZE	ADAPTER SIZE	HOSE SIZE
709104ERL	4	4	4
709106ERL	6	6	6
709108ERL	8	8	8
709110ERL	10	10	10
709112ERL	12	12	12
709116ERL	16	16	16

120°
7120__ERL



PART NO.	HOSE END SIZE	ADAPTER SIZE	HOSE SIZE
712004ERL	4	4	4
712006ERL	6	6	6
712008ERL	8	8	8
712010ERL	10	10	10
712012ERL	12	12	12
712016ERL	16	16	16

180°
7180__ERL



PART NO.	HOSE END SIZE	ADAPTER SIZE	HOSE SIZE
718004ERL	4	4	4
718006ERL	6	6	6
718008ERL	8	8	8
718010ERL	10	10	10
718012ERL	12	12	12
718016ERL	16	16	16

Auto Crimp Collars
798__ERL



PART NO.	HOSE END SIZE	HOSE SIZE
798043ERL	4	4
798063ERL	6	6
798083ERL	8	8
798103ERL	10	10
798123ERL	12	12
798163ERL	16	16

* Collar sold separately

Econ-O-Fit Clamp Housings pg. 95



AUTO-MATE™ & AUTO-CRIMP™ HOSE ENDS

ANO-TUFF™

HOSE & HOSE ENDS

With the Ano-Tuff™ Mil Spec Type III hard anodized finish added to these hose ends, you have a combination that cannot be beat. Superior wear and corrosion resistance with one of the lightest hose ends on the market today.



Straight
AT7001__ERL

PART NO.	HOSE END SIZE	ADAPTER SIZE	HOSE SIZE
AT700104ERL	4	4	4
AT700106ERL	6	6	6
AT700108ERL	8	8	8
AT700110ERL	10	10	10
AT700112ERL	12	12	12
AT700116ERL	16	16	16



45°
AT7046__ERL

PART NO.	HOSE END SIZE	ADAPTER SIZE	HOSE SIZE
AT704604ERL	4	4	4
AT704606ERL	6	6	6
AT704608ERL	8	8	8
AT704610ERL	10	10	10
AT704612ERL	12	12	12
AT704616ERL	16	16	16



90°
AT7091__ERL

PART NO.	HOSE END SIZE	ADAPTER SIZE	HOSE SIZE
AT709104ERL	4	4	4
AT709106ERL	6	6	6
AT709108ERL	8	8	8
AT709110ERL	10	10	10
AT709112ERL	12	12	12
AT709116ERL	16	16	16



120°
AT7120__ERL

PART NO.	HOSE END SIZE	ADAPTER SIZE	HOSE SIZE
AT712004ERL	4	4	4
AT712006ERL	6	6	6
AT712008ERL	8	8	8
AT712010ERL	10	10	10
AT712012ERL	12	12	12
AT712016ERL	16	16	16



150°
AT7150__ERL

PART NO.	HOSE END SIZE	ADAPTER SIZE	HOSE SIZE
AT715004ERL	4	4	4
AT715006ERL	6	6	6
AT715008ERL	8	8	8
AT715010ERL	10	10	10
AT715012ERL	12	12	12
AT715016ERL	16	16	16



180°
AT7180__ERL

PART NO.	HOSE END SIZE	ADAPTER SIZE	HOSE SIZE
AT718004ERL	4	4	4
AT718006ERL	6	6	6
AT718008ERL	8	8	8
AT718010ERL	10	10	10
AT718012ERL	12	12	12
AT718016ERL	16	16	16



Auto Crimp Collars
798__ERL

PART NO.	HOSE END SIZE	HOSE SIZE
798043ERL	4	4
798063ERL	6	6
798083ERL	8	8
798103ERL	10	10
798123ERL	12	12
798163ERL	16	16

* Collar sold separately



Auto Crimp Collars
(Stainless Steel)
798__ERL

PART NO.	HOSE END SIZE	HOSE SIZE
798049ERL	4	4
798069ERL	6	6
798089ERL	8	8
798109ERL	10	10
798129ERL	12	12
798169ERL	16	16

* Collar sold separately

Econ-O-Fit Clamp Housings pg. 95



Crimper & Dies pg. 100



AUTO-MATE™ hose ends are designed for use with stainless steel braid-protected hose & Pro-Lite 350™. They cannot be used with Earl's SUPER STOCK™ hose. Auto-Mate™ needs either Econ-O-Fit™ or crimped Auto-Crimp™ collar to function.

SUPER STOCK™ HOSE

FOR USE WITH SUPER STOCK HOSE ENDS

HOSE & HOSE ENDS



Earl's SUPER STOCK™ hose is a high quality synthetic rubber hose reinforced by a full coverage interior braided fabric sheath. This superior replacement hose for original equipment applications has found favor with professional racing teams and street performers alike. Available in blue or black SUPER STOCK™ is rated at 250 psi and 250° F. continuous service. To prevent collapse in suction service or for very tight bends, we can supply an internal spiral reinforcing wire. Suitable for fuel, oil and water.

Super Stock™ hose is intended for use with Super Stock™ hose ends only. It is also for use with hose nipples and beaded tubing. No other Earl's hose ends are intended for use with Super Stock™ hose.

Hose Size AN	Hose I.D. (in) (mm)		Hose O.D. (in) (mm)		Max. Op. Pressure (PSI) (Bar)		Min. Bend Radius (in) (mm)		Bulk P/N	6ft./1.8M P/N	10ft./3.0M P/N	20ft./6.1 P/N	33ft./10.1 P/N
Black -4	0.25	6.35	0.47	11.94	250	17.23	2.5	63.5	780004ERL	780604ERL	781004ERL	782004ERL	-
Blue -4	0.25	6.35	0.47	11.94	250	17.23	2.5	63.5	790004ERL	790604ERL	791004ERL	792004ERL	-
Black -6	0.38	9.65	0.63	16.00	250	17.23	3	76.2	780006ERL	780606ERL	781006ERL	782006ERL	783306ERL
Blue -6	0.38	9.65	0.63	16.00	250	17.23	3	76.2	790006ERL	790606ERL	791006ERL	792006ERL	793306ERL
Black -8	0.5	12.70	0.75	19.05	250	17.23	5	127	780008ERL	780608ERL	781008ERL	782008ERL	783308ERL
Blue -8	0.5	12.70	0.75	19.05	250	17.23	5	127	790008ERL	790608ERL	791008ERL	792008ERL	793308ERL
Black -10	0.63	16.00	0.94	23.88	250	17.23	6.0	152.4	780010ERL	780610ERL	781010ERL	782010ERL	-
Blue -10	0.63	16.00	0.94	23.88	250	17.23	6.0	152.4	790010ERL	790610ERL	791010ERL	792010ERL	-
Black -12	0.75	19.05	1	25.40	250	17.23	7	177.8	780012ERL	780612ERL	781012ERL	782012ERL	-
Blue -12	0.75	19.05	1	25.40	250	17.23	7	177.8	790012ERL	790612ERL	791012ERL	792012ERL	-



In recent years various fuel manufacturers have added any number of new unpublished additives to their blends. It is therefore very difficult to know how the tube compound used in the inner liner of our Super-stock, Auto Flex and Perform-O-Flex or any other brand of elastomeric hose will react with a specific fuel. Because of the unknowns described above, we are unable to guarantee that the above listed hoses are the best possible products to use with any specific fuel. If in doubt use teflon lined hose. Super Stock hose is not to be used with brake fluid. On applications where the maximum temperature range is expected, compression of the Super Stock collar is required.



INNER SUPPORT SPRING

The inner support spring is to be used with Super Stock™ Hose to prevent collapse when in suction service or when very tight bends must be made. It may also be used with other types of hose where it's determined that these conditions may occur.

HOSE NO.	4 FT. LENGTH
10	770410ERL
12	770412ERL

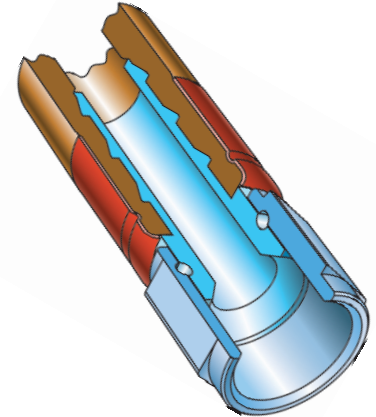


SUPER STOCK™ HOSE ENDS

HOSE & HOSE ENDS

Super Stock™ push-on hose ends are designed to be an attractive and lightweight direct replacement for the popular and economical brass push lock type. Machined from aluminum alloy and anodized in the familiar red and blue made famous by Earl's, they are available in all common AN 37° flare configurations and, as straight hose ends, with male NPT threads.

Designed to be used with our Super Stock™ hose, these hose ends are not intended for use with stainless braid-protected hoses or Pro-Lite 350™ or Teflon lined hose. While basically meant for street and marine applications, super stock hose and hose ends have found favor with professional racers and in limited production OEM applications.



Earl's Super Stock hose ends are designed to be used with Earl's SUPER STOCK hose. They cannot be used with stainless steel braid protected hose. On applications where the maximum temperature range is expected, compression of the Super Stock collar is required.



SUPER STOCK PART NO.	A.N. FITTING SIZE	HOSE NO.	HOSE SIZE
700145ERL	4	4	1/4
700167ERL	6	6	3/8
700109ERL	8	8	1/2
700111ERL	10	10	5/8
700113ERL	12	12	3/4
704645ERL	4	4	1/4
704667ERL	6	6	3/8
704609ERL	8	8	1/2
704611ERL	10	10	5/8
704613ERL	12	12	3/4
709145ERL	4	4	1/4
709167ERL	6	6	3/8
709109ERL	8	8	1/2
709111ERL	10	10	5/8
709113ERL	12	12	3/4
712045ERL	4	4	1/4
712067ERL	6	6	3/8
712009ERL	8	8	1/2
712011ERL	10	10	5/8
712013ERL	12	12	3/4



SUPER STOCK PART NO.	A.N. FITTING SIZE	HOSE NO.	HOSE SIZE
715045ERL	4	4	1/4
715067ERL	6	6	3/8
715009ERL	8	8	1/2
715011ERL	10	10	5/8
715013ERL	12	12	3/4



SUPER STOCK PART NO.	A.N. FITTING SIZE	HOSE NO.	HOSE SIZE
718045ERL	4	4	1/4
718067ERL	6	6	3/8
718009ERL	8	8	1/2
718011ERL	10	10	5/8
718013ERL	12	12	3/4

Male Pipe Thread
7201__ERL



SUPER STOCK PART NO.	NPT SIZE	HOSE NO.	HOSE SIZE
720142ERL	1/8	4	1/4
720164ERL	1/4	6	3/8
720166ERL	3/8	6	3/8
720186ERL	3/8	8	1/2
720111ERL	1/2	10	5/8
720113ERL	3/4	12	3/4

TYPICAL APPLICATION

Size	Usage
4	Fuel Lines, Fuel and Oil Pressure Gauges
6	Fuel, Remote Oil Filter Lines
8	Dry Sump, Remote Oil Filter Lines
10	Dry Sump, Remote Oil Filter Lines
12	Dry Sump, Remote Oil Filter Lines

Assembly instructions pg. 115

Crimper & Dies pg. 100

SUPER STOCK™ REPLACEMENT SLEEVES

Color: Red Quantity 1 ea.

Hose Size	-4	-6	-8	-10	-12
Replacement Sleeves	798045ERL	798067ERL	798009ERL	798011ERL	798013ERL



POWER STEERING HOSE & HOSE ENDS

HOSE & HOSE ENDS



A TRIPLE STEEL AND FABRIC braid-reinforced high pressure hose developed specifically to meet the demands of power steering systems, this flexible hose is also suitable for hydraulic and air lines. Available in size - 6 with a blue fabric outer covering.

The pressure rating shown is only valid when Earl's power steering hose is used with Earl's POWER STEERING hose ends. The use of other manufacturers' hose ends is not recommended.

Hose Size AN	Hose I.D. (in)	Hose I.D. (mm)	Hose O.D. (in)	Hose O.D. (mm)	Max. Op. Pressure (PSI)	Max. Op. Pressure (Bar)	Burst Pressure (PSI)	Burst Pressure (Bar)	Min. Bend Radius (in)	Min. Bend Radius (mm)	Bulk P/N	6ft./1.8M P/N	10ft./3.0M P/N	20ft./6.1 P/N
-6	0.31	7.87	0.68	17.27	2250	155.09	9000	620.37	4	101.6	130006ERL	130606ERL	131006ERL	132006ERL

Due to extreme pressure spikes at the end of steering travel, power steering hose requirements are among the toughest in the industry. These steel hose ends have been developed specifically to meet these requirements.

ASSEMBLY & MAINTENANCE INSTRUCTIONS CAN BE FOUND ON PAGE 116



Earl's POWER STEERING HOSE ENDS are designed to be used only with EARL'S POWER STEERING HOSE. They cannot be used with stainless steel braid-protected hose SUPER STOCK hose™ PRO-LITE 350™ hose, SPEED-FLEX™ hose or ULTRA-FLEX 650 hose.



Straight
1301_ _ERL



45°
1346_ _ERL



90°
1391_ _ERL

JIC = 37° flare
SAE = 45° flare

PART NO.	HOSE SIZE	DESCRIPTION	THREAD
130106ERL	-6	JIC Str. Fem.	9/16-18
130107ERL	-6	SAE Str. Fem.	5/8-18

PART NO.	HOSE SIZE	DESCRIPTION	THREAD
134606ERL	-6	JIC 45° Fem.	9/16-18
134607ERL	-6	SAE 45° Fem.	5/8-18

Part No.	Hose Size	Description	Thread
139106ERL	-6	JIC 90° Fem.	9/16-18
139107ERL	-6	SAE 90° Fem.	5/8-18